

Isle of Wight Joint Strategic Needs Assessment:

2011

Domain: Lifestyles & Health Improvement
Sub-Domain: Alcohol Misuse - Children & Young People

please click on number below to go to required dataset

Dataset Number	Dataset
<u>1</u>	Alcohol consumption
<u>2</u>	Alcohol-Specific Hospital Admissions

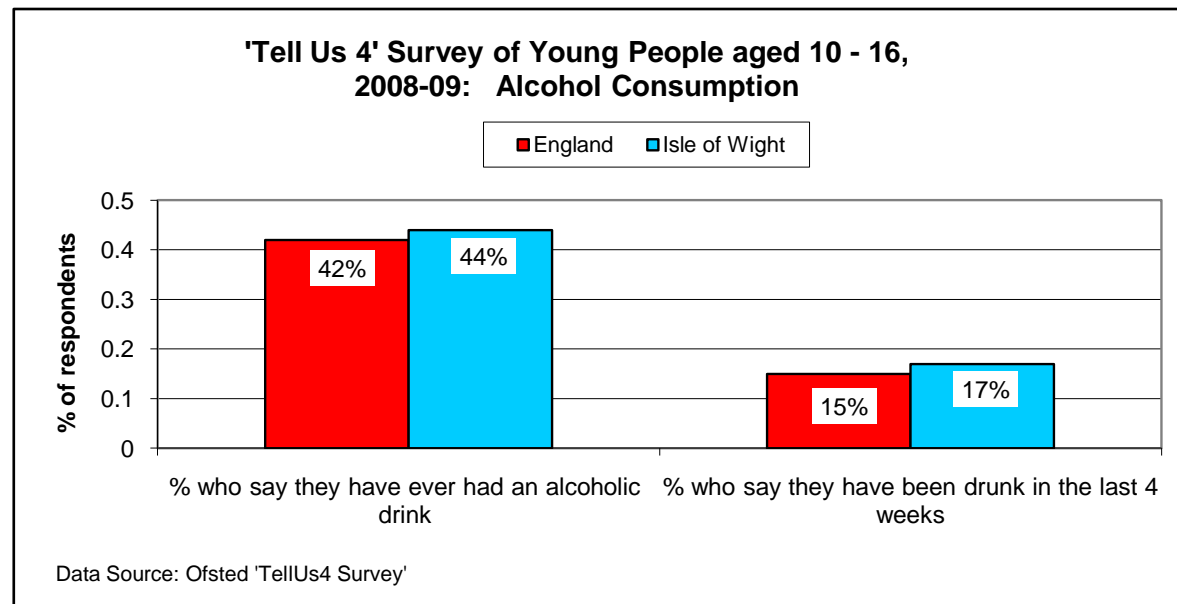
Isle of Wight Joint Strategic Needs Assessment: 2011

Domain: Lifestyles & Health Improvement Data Source: Ofsted - Tell Us 4 Survey
 Sub-Domain: Alcohol Misuse - Young People Indicator definition: [see below](#)
 Indicator: Alcohol Consumption

Alcohol Consumption among Children & Young People (age 10-16) (TellUs Survey 2008-09)

	England	Isle of Wight
% who say they have ever had an alcoholic drink (a whole drink not just a sip)	42%	44%
% who say they have been drunk in the last 4 weeks	15%	17%

NB:
 The Isle of Wight figures shown here are 'contextually weighted', so that the background characteristics of local respondents (gender, age, ethnicity) more closely match those of children and young people nationally.
 The TellUs survey report states that the difference between the Isle of Wight and England on both these measures is not statistically significant.



Isle of Wight Joint Strategic Needs Assessment - 2011
 Alcohol Misuse - Young People

INDICATOR DEFINITION	
Indicator:	Alcohol Consumption - Children and Young People
Definition:	Young people aged 10-16 who self-report that they have ever had an alcoholic drink; and that they have been drunk in the last 4 weeks.
Numerator (number of people or events)	Number of young people aged 10-16 who participated in the Tell Us 4 survey and who self-report that they have ever had an alcoholic drink; and that they have been drunk in the last 4 weeks.
Denominator (total population or events)	TellUs 4 Survey respondents: Persons age 10-16
Geographic Coverage	Local Authority
Time period	2008-09
Data Source(s)	Ofsted - Tell Us 4 Survey: formerly an annual online survey undertaken in a sample of schools in each Local Authority district - but now discontinued. LA data no longer available online following the discontinuation of this survey.
Significance for Health	Most young people try alcohol before the age of 16, but there are serious risks for teenagers who drink to excess.
Factors that might affect the Accuracy of this Indicator	The findings are based on a survey in a sample of schools and might not be representative of the whole of this age group.

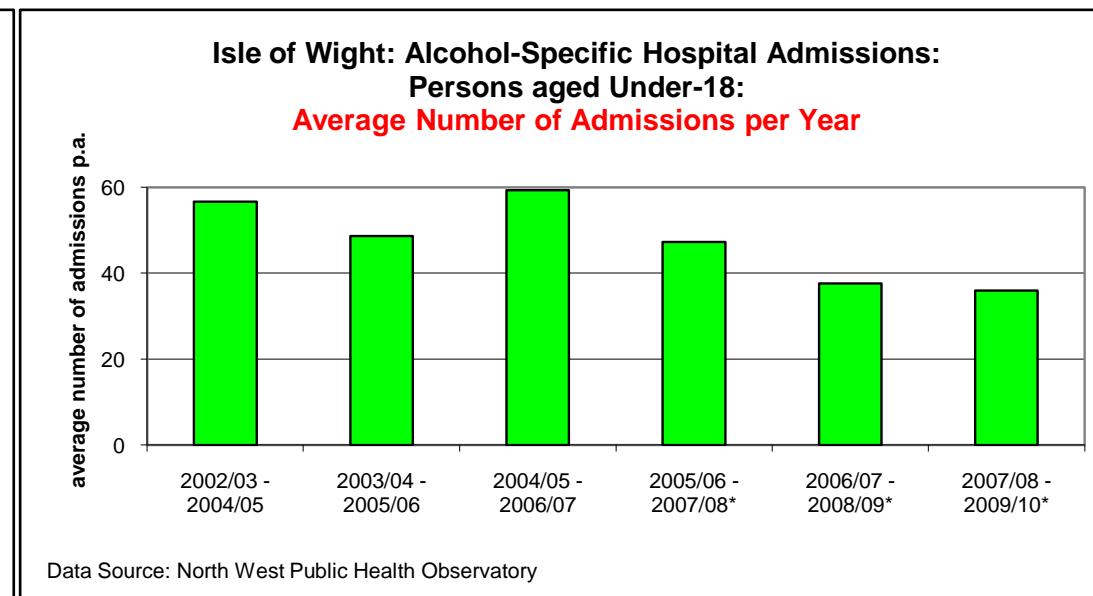
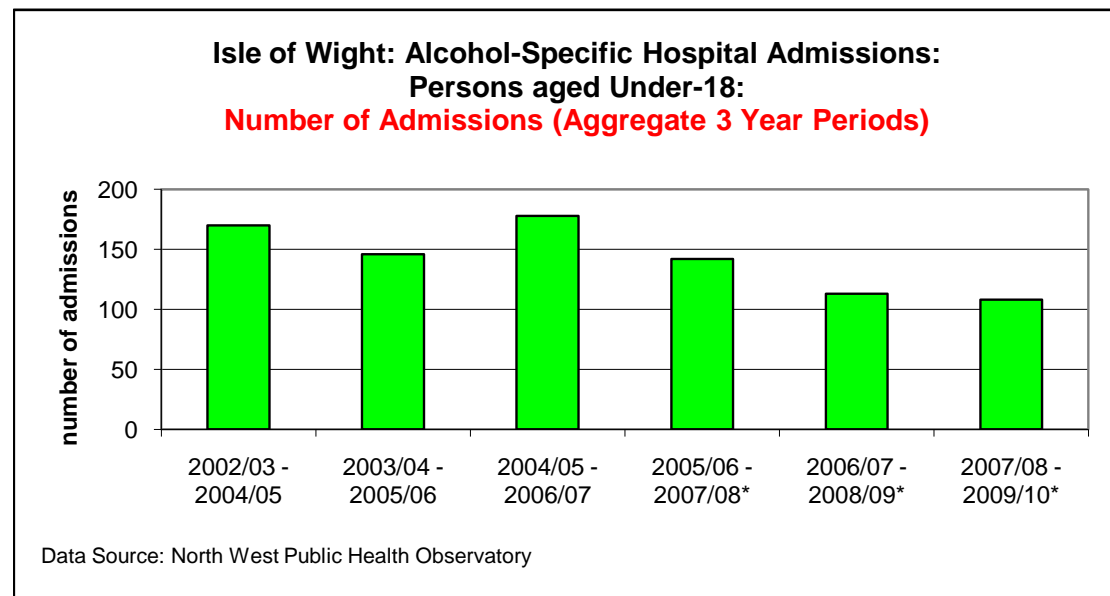
Isle of Wight Joint Strategic Needs Assessment: 2011

Domain: Lifestyles & Health Improvement Data Source: North West Public Health Observatory
 Sub-Domain: Alcohol Misuse - Young People Indicator definition: [see below](#)
 Indicator: Alcohol-Specific Hospital Admissions

Isle of Wight: Number of Alcohol-Specific Admissions

Isle of Wight : number of admissions	2002/03 - 2004/05	2003/04 - 2005/06	2004/05 - 2006/07	2005/06 - 2007/08*	2006/07 - 2008/09*	2007/08 - 2009/10*
total number of admissions	170	146	178	142	113	108
average per year	57	49	59	47	38	36

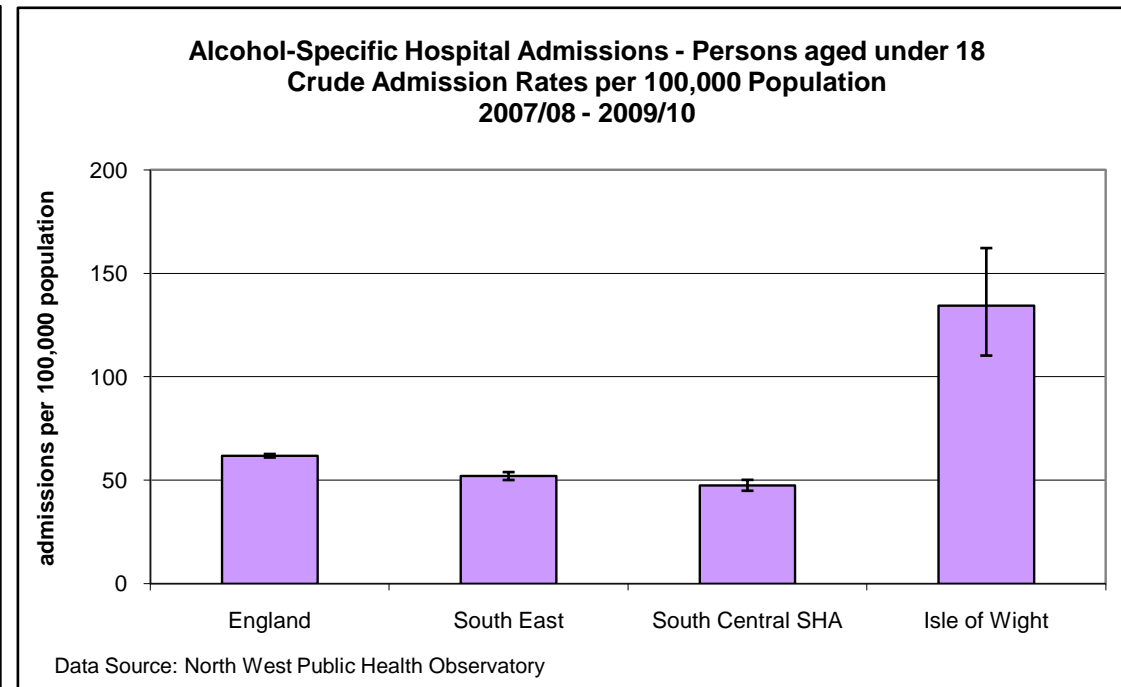
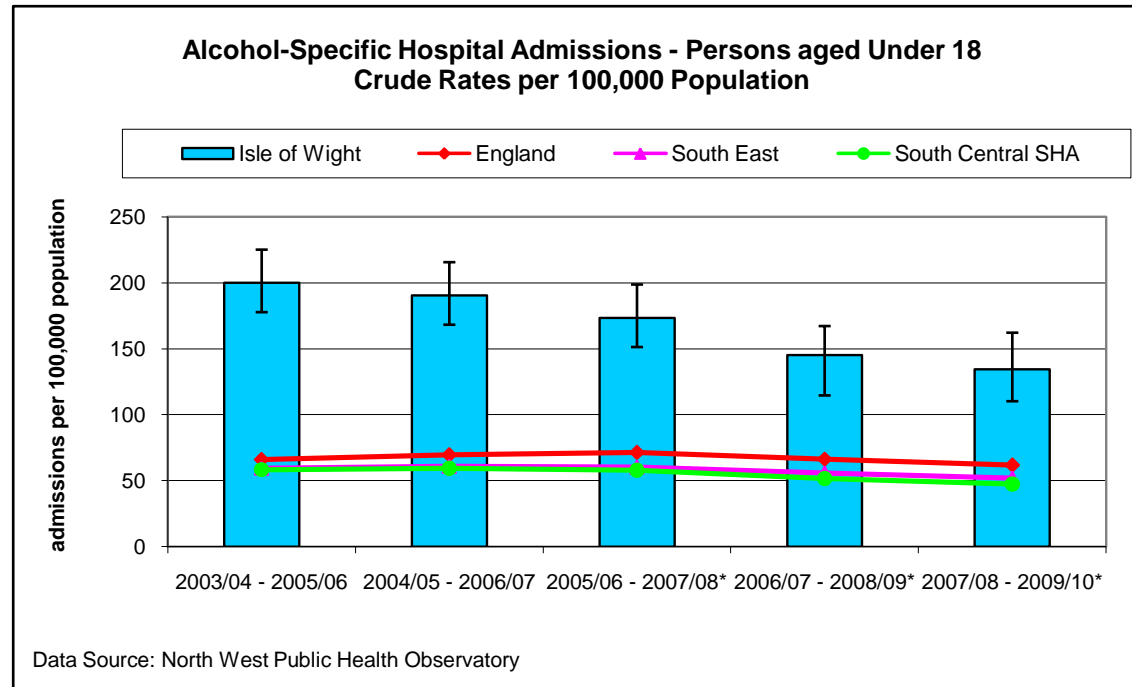
* admissions undercounted due to a national under-extraction of IW data in Q4 2007-08.



Alcohol-Specific Admissions: Comparative Rates per 100,000 Population aged under-18

Admission Rates	2003/04 - 2005/06	2004/05 - 2006/07	2005/06 - 2007/08*	2006/07 - 2008/09*	2007/08 - 2009/10
England	65.9	69.6	71.3	66.4	61.8
South East	59.5	60.9	60.3	55.8	52.0
South Central SHA	58.3	59.3	57.9	51.5	47.5
Isle of Wight	200.0	190.5	173.4	145.2	134.4

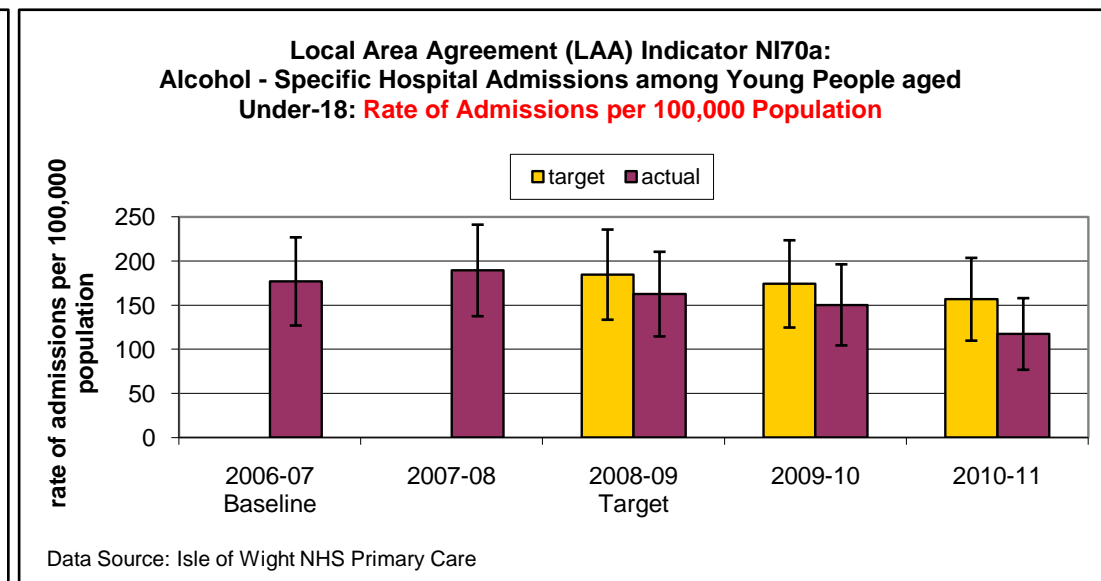
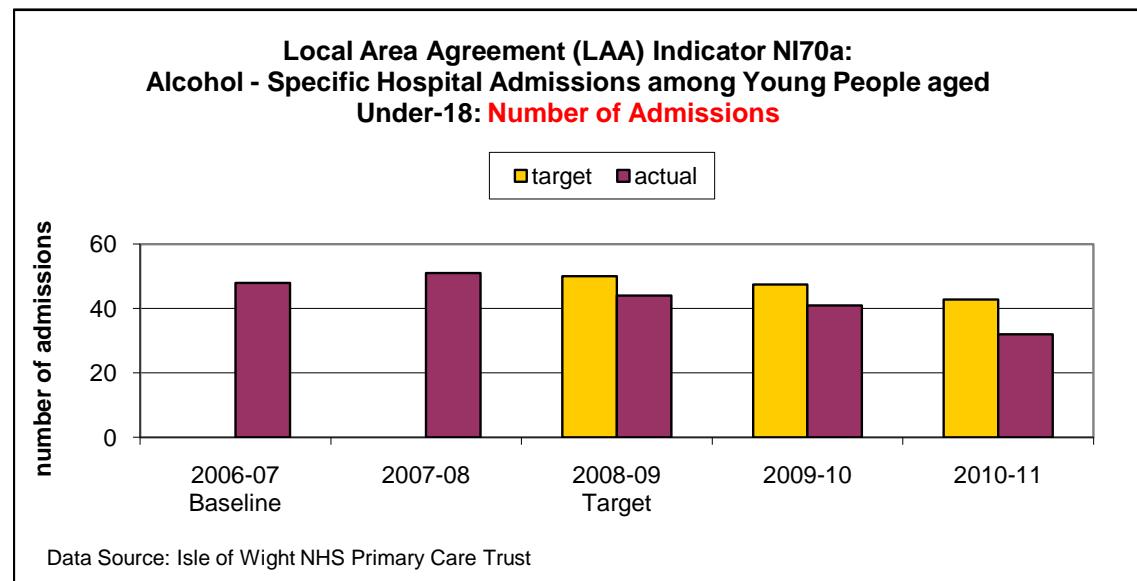
* IW rate based on an undercount of admissions due to a national under-extraction of IW data in Q4 2007-08.



Isle of Wight Local Data (for Local Area Agreement Indicator NI70a)

The Isle of Wight Local Area Agreement set a target to reduce the number of alcohol-specific hospital admissions, in response to the IW's high comparative rate as shown above. However the IW data for this target shown below is not directly comparable with the data counted for the NWPHO indicator shown above, since NWPHO counts each person admitted only once, regardless of the number of times they are admitted, whereas for the NI70a indicator each person is counted each time they are admitted.

Isle of Wight: Persons	Baseline		Target Period		
	2006-07	2007-08	2008-09	2009-10	2010-11
Number of Admissions	48	51	44	41	32
Rate per 100,000 Population	176.7	189.2	162.4	150.2	117.2



Isle of Wight Joint Strategic Needs Assessment - 2011
Alcohol Misuse - Young People

INDICATOR DEFINITION							
Indicator:	Alcohol-Specific Hospital Admissions among Children and Young People						
Definition:	Rate of Alcohol-Specific Hospital Admissions among Children and Young People aged under 18 per 100,000 population.						
Numerator (number of people or events)	<p>Number of alcohol-specific hospital admissions persons aged under 18.</p> <p>ICD10 range: a number of specific admission codes for conditions which are wholly attributable to alcohol misuse. The most common ones used to code young people's admissions are:</p> <table border="1" style="width: 100%; border-collapse: collapse;"> <tr> <td style="width: 15%;">F10</td> <td>Mental & behavioural disorders due to the use of alcohol.</td> </tr> <tr> <td>T51.0</td> <td>Ethanol poisoning.</td> </tr> <tr> <td>X45</td> <td>Accidental poisoning by & exposure to alcohol.</td> </tr> </table>	F10	Mental & behavioural disorders due to the use of alcohol.	T51.0	Ethanol poisoning.	X45	Accidental poisoning by & exposure to alcohol.
F10	Mental & behavioural disorders due to the use of alcohol.						
T51.0	Ethanol poisoning.						
X45	Accidental poisoning by & exposure to alcohol.						
Denominator (total population or events)	Resident population for the specified years. Persons, aged Under-18						
Geographic Coverage	Local Authority						
Time period	As shown above.						
Data Source(s)	North West Public Health Observatory (national comparative data) Isle of Wight NHS Primary Care Trust (local IW data)						
Significance for Health	Higher rates are associated with worse health. Lower rates are associated with better health.						
Factors that might affect the Accuracy of this Indicator	<p>NWPHO data is based on Hospital Admission Episodes (HES) extracts. In Q4 2007-08 HES under-counted all IW admissions data because of a change in the IW NHS identifier code. Therefore all admission numbers / rates which include the period 2007-08 are slight under-counts of the true situation.</p> <p>This data does not include young people who attend the Accident and Emergency Department as a result of alcohol misuse, but who are not then admitted to hospital. It therefore does not represent a complete picture of young people's alcohol-related health harms which result in a need for hospital services.</p>						