

# PAYING YOUR COUNCIL TAX OR BUSINESS RATES

Direct Debit is the most efficient and cost-effective method of payment for both the Council Taxpayer or Business Ratepayer and the council. This method also gives you the added advantage of the Direct Debit guarantee. To arrange payment by Direct Debit, just complete the instruction enclosed with your bill and we will do the rest. You can pay your Council Tax or Business Rates at the following offices:

- Civic Centre, Sandown. Monday-Thursday 8.30am-4.45pm, Friday 8.30am-4.15pm (All postal payments should be sent here)
- South Street, Newport. Monday-Thursday 9.00am-4.30pm, Friday 9.00am-4.00pm

The bill enclosed with this leaflet contains detailed information regarding your Council Tax or Business Rates. If you have any questions about your bill or need further information, please telephone us on the relevant Helpline, or call at one of the Council's offices.

If you move house, please remember to tell us. It will help if you can provide the following information -

- The date you are to move
- If you have sold the property, the date of completion and who has purchased it
- Landlord's name band address (if you are the tenant)
- Your new address

## Important information for people with disabilities

From 1 April 2000, there will be a reduced Council Tax for Band A properties that have been adapted to meet the needs of a disabled person. If you think you qualify, please ask for further details by telephoning the Council Tax helpline.

### REMEMBER...

You are liable for payment even if you have an appeal outstanding against your Council Tax band, or rateable value. If your appeal is successful, you will be entitled to a refund of any **overpaid** amount.

# IF YOU NEED HELP

**Council Tax Benefit** can help with your Council Tax, but will be restricted to a maximum amount, equivalent to Council Tax charged at Band E.

**Housing Benefit** can help with some, or all, of your rental liability. The amount of benefit you may receive will depend on the amount of your rent (or the Rent Officer's determination of a fair rent, if this is lower), your personal circumstances, income and savings. Benefit entitlement will only be considered once a completed application is received by the council.

*Please note: If you are late in applying you may lose benefit.*

For further details about benefits, contact the Revenue Services Division, Civic Centre, Sandown, or telephone the helpline below.

Benefit claim forms are available at council offices and Community Information Points.

## HELPLINES

If you have any questions, dial direct to these numbers:



<b>Council Tax</b>	<b>823901</b>
<b>Business Rates</b>	<b>823920</b>
<b>Benefits</b>	<b>823950</b>

*Typetalk calls are welcome. The information in this leaflet is also available in Braille, large print and on audio tape. Please contact any of the above numbers if any of these services is required.*

### If you want to find out more

Councillors' addresses and telephone numbers can be obtained from the Customer Service Centre at County Hall, Newport (tel **823200**), libraries, or Community Information Points. The council's main telephone number is **821000**.

### Your rights as a citizen

You have important rights, subject to certain limitations, to attend all council and committee meetings and to read and copy all agendas and related reports. You can find out how to lodge a complaint about any council service by contacting the Customer Service Centre (Tel **823200**). If the council cannot resolve the complaint to your satisfaction and you think you have suffered injustice through maladministration by the council, you can put your complaint to the Local Government Ombudsman. A free booklet about this service is available from the council's Customer Service Centre and Community Information Points, or from: **The Local Government Ombudsman, 21 Queen Anne's Gate, London, SW1H 9BU.**

INFORMATION ABOUT  
YOUR

# COUNCIL TAX



# THE AMOUNT OF COUNCIL TAX YOU PAY DEPENDS ON THESE FOUR FACTORS...

## THE LEVEL OF TAX SET BY THE ISLE OF WIGHT COUNCIL

The level of tax set by the council to cover the cost of the services it will provide in 2000-2001 is 3.9 per cent higher than in 1999-2000. This is a rise of 1p per week for a typical (Band C) Island Council taxpayer, made up as follows....


Per Week

Central government settlement	<b>50p</b>
<i>PLUS</i>	
Extra spending in schools, social services etc	<b>66p</b>
<i>MINUS</i>	
Net savings achieved across the council	<b>52p</b>
<i>MINUS</i>	
Use of reserves	<b>15p</b>
<b>= 49p per week extra</b>	



## THE LEVEL OF SPENDING SET INDEPENDENTLY BY THE HAMPSHIRE POLICE AUTHORITY

The element of Council Tax that relates to the Hampshire Police Authority will rise by 2.2 per cent in 2000-2001, equivalent to 2p per week more for a Band C Taxpayer.



## THE PROPERTY BAND YOU ARE IN

The value of your property, on 1 April 1991, will have been assessed by the independent listing officer, a central government agent. Your property will then have been placed in one of eight bands - your bill will show which one.

	Value of property (at 1/4/91)	Council Tax (excluding parishes)
<b>BAND A</b>	Up to £40,000	£542.74
<b>BAND B</b>	£40,001 - £52,000	£633.20
<b>BAND C</b>	£52,001 - £68,000	£723.65
<b>BAND D</b>	£68,001 - £88,000	£814.11
<b>BAND E</b>	£88,001 - £120,000	£995.02
<b>BAND F</b>	£120,001 - £160,000	£1,175.93
<b>BAND G</b>	£160,001 - £320,000	£1,356.85
<b>BAND H</b>	Over £320,000	£1,628.22

**Want to appeal against your property banding?**  
Further information about this is provided on your Council Tax bill

## WHETHER YOU LIVE IN AN AREA WHICH HAS A LOCAL COUNCIL

If you live in an area which has a local council - a town or parish council - your bill will include an amount towards its costs (see table, right).



# HOW IT ALL ADDS UP...

The combined cost to a Band D Council Taxpayer of the tax set by the Isle of Wight Council and Hampshire Police Authority, and of the individual parish and town council levies, is shown in this table.

	£ PER BAND D PROPERTY	£ TOTAL 2000-2001	£ TOTAL 1999-2000
Isle of Wight Council	759.03	37,284,655	35,542,548
Hampshire Police Authority	55.08	2,705,618	2,622,781
<b>Parishes</b>			
Arreton	5.27	2,000	2,000.00
Bembridge	14.77	27,250	25,500.00
Brading	18.71	15,000	12,725.00
Brighstone	9.65	7,780	7,554.00
Calbourne	17.86	6,400	6,400.00
Chale	10.26	2,835	2,700.00
Cowes	16.15	57,250	55,140.00
East Cowes	12.45	25,000	17,500.00
Freshwater	11.90	27,140	27,035.74
Gatcombe	11.69	2,000	1,750.00
Godshell	10.20	6,000	5,775.00
Gurnard	8.68	6,240	6,240.00
Lake	8.71	16,000	17,000.00
Nettlestone & Seaview	7.58	11,173	10,900.00
Newchurch	7.56	8,000	8,600.00
Niton & Whitwell	9.01	8,300	7,500.00
Rookley	9.25	2,250	2,150.00
Sandown	27.36	58,100	58,100.00
Shalfleet	11.59	8,000	8,000.00
Shanklin	13.31	43,500	43,500.00
Shorwell	7.86	2,500	2,000.00
St Helens	16.61	9,000	8,300.00
Totland	12.18	13,968	13,431.00
Ventnor	17.58	42,500	42,500.00
Wootton Bridge	9.04	13,000	10,000.00
Wroxall	12.22	7,820	7,820.00
Yarmouth	16.16	7,000	6,800.00

NOTE: The council is required to show costs as they affect Band D Council Taxpayers.

## Keeping you informed and involved

We believe it is important to provide you with information about your Council Tax bill (enclosed with this leaflet). The government also requires us to give you details of the council's budget for 2000-2001. This leaflet explains how your council tax bill is calculated and where you can pay your bill. We also believe it is important to involve you in deciding the council's spending priorities, which is why we undertook a public consultation in November 1999. The results of this will appear in our publication "The Shape of Things to Come", to be distributed with The County Press on 20 April.

### Government grant settlement

The most important factor affecting the Council's budget and level of Council Tax is the amount of grant we receive each year from the Government. This year's settlement provides for significant new resources for schools and for services for older people, children and people with disabilities. The level of grant has been set so that a council spending exactly in line with Government recommendations would need to raise Council Tax by 4.8%.

However, the settlement does not provide the funds needed to meet all of the costs of inflation, Government approved investment and pressures on all the Council's other services.

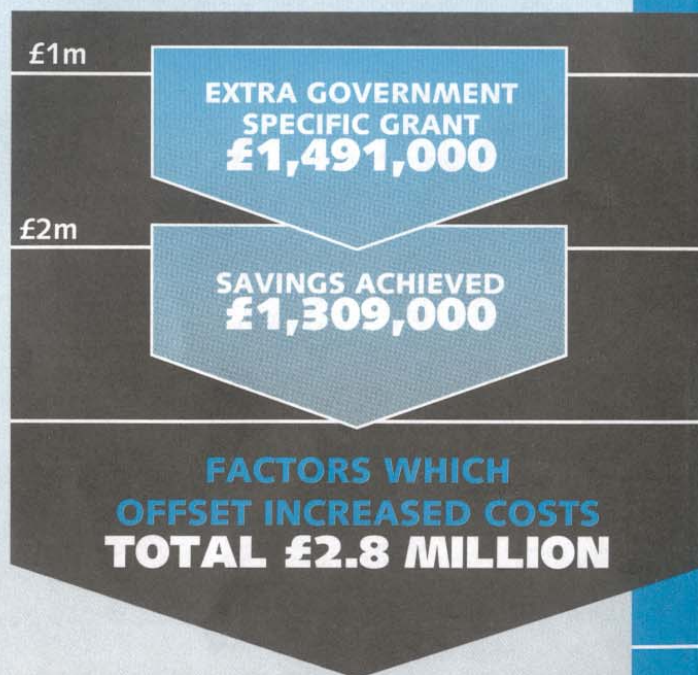
### The Council's budget

In drawing up the budget, the Council has once again, therefore, had to try to strike the difficult balance between service needs and the level of Council Tax. By identifying further savings of £1.3 millions on top of those already achieved in previous years, and making a small withdrawal from reserves, the Council's own tax increase has been held to 3.9%. At the same time we will be able to:

- make the full Government recommended extra funding available for education
- do the same for services to older people, children, and people with disabilities
- introduce Sunday opening for most libraries
- provide extra funds for sprucing up the Island.

# YOUR GUIDE TO THE C

The Isle of Wight Council plans to spend £121.2 million in 2000-2001 on providing services for Islanders. This is £7.9 million higher than the 1999-00 budget. These are the main features of the forthcoming budget.

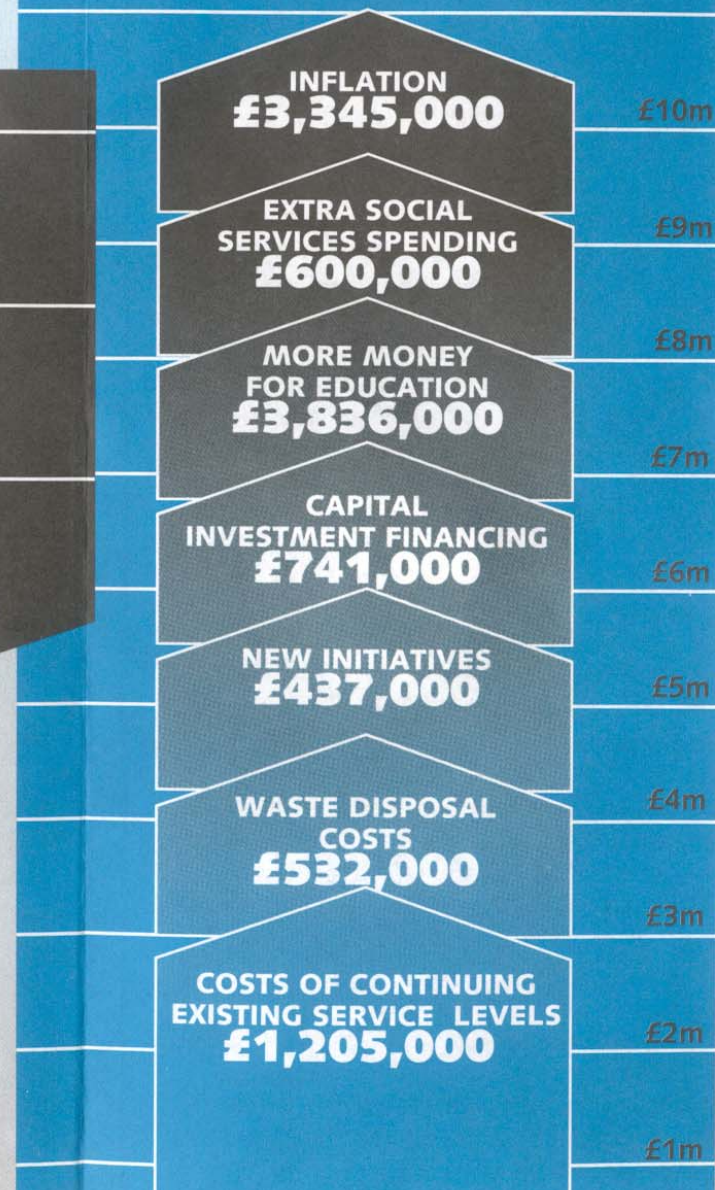


Once increased costs and the factors which offset those increased costs have been taken into account, the budget increase over 2000-2001 is:

**£8.2 million**

## INCREASED COSTS FACING THE COUNCIL

### TOTAL £10.7 MILLION



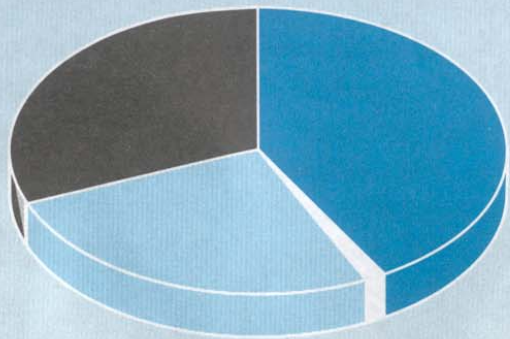
# UNCIL'S BUDGET 2000-2001



ISLE of WIGHT COUNCIL

These tables outline the Isle of Wight Council's anticipated income and expenditure in the coming financial year, and the revised figures for the current year (1999-2000)

## WHERE THE MONEY COMES FROM



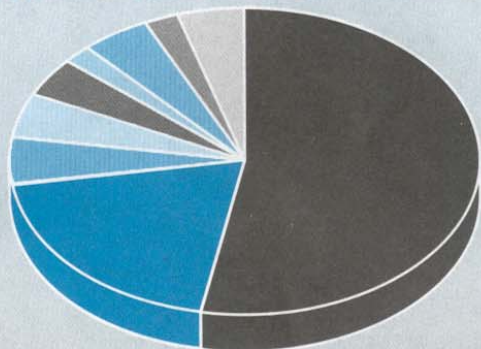
**Government grant** £46.6m/£366.67 per head/38.4%

**Business Rates** £36.6m/£288.00 per head/30.2%

**Council Tax** £37.7m/£296.76 per head/31.1%

**Reserves** £0.4m/£3.32 per head/0.3%

## WHERE THE MONEY WILL GO



**Education** £64.9m/£511.45 per head/53.4%

**Social Services** £23.8m/£187.57 per head/19.6%

**Highways** £4.8m/£38.06 per head/4.0%

**Fire Service** £5.6m/£44.12 per head/4.6%

**Refuse** £5.4m/£42.23 per head/4.4%

**Environmental Health** £2.5m/£19.58 per head/2.1%

**Recreation & Tourism** £5.6m/£43.88 per head/4.6%

**Planning & Econ. Dev.** £1.5m/£11.74 per head/1.2%

**Other Services** £7.2m/£56.12 per head/5.9%

	GROSS EXPENDITURE £'000	INCOME £'000	NET EXPENDITURE £'000	GROSS EXPENDITURE £'000	INCOME £'000	NET EXPENDITURE £'000
Education	69,400	4,452	64,948	66,489	5,639	60,850
Social Services	34,554	10,735	23,819	33,915	10,926	22,989
Housing	1,493	440	1,053	1,483	436	1,047
Highways	5,106	273	4,833	5,179	262	4,917
Fire	5,622	19	5,603	5,501	36	5,465
Refuse collection and disposal	5,374	11	5,363	4,888	12	4,876
Environmental Health	2,526	39	2,487	2,478	43	2,435
Recreation and Tourism	9,757	4,185	5,572	9,893	4,356	5,537
Planning and Econ. Dev.	2,259	768	1,491	2,369	700	1,669
Other services	42,595	36,521	6,074	40,561	37,020	3,541
<b>TOTALS</b>	<b>178,686</b>	<b>57,443</b>	<b>121,243</b>	<b>172,756</b>	<b>59,430</b>	<b>113,326</b>

### INVESTING IN THE FUTURE

As well as the revenue spending shown above, the council has estimated resources of over £12 million for investment in schools, road construction, housing, coast protection and other capital projects during 2000-2001. Most capital investment is financed by borrowing agreed by central government. Outstanding net borrowings at 31 March 1999 amounted to £59.9 million.

### INVESTING IN PEOPLE

The budget for 2000-2001 provides for the equivalent of 3,370 full-time posts, the same as in 1999-2000. There will be more personnel in schools, offset by Magistrates Court and Ryde Arena staff transferring to other employers.

### CONTINGENCIES AND RESERVES

The council's general reserve is estimated to stand at £2 million by 31 March 2001. The council also has other reserves to meet various future liabilities – mainly asset renewals and self-insurance cover, as well as balances held by schools with delegated budgets. These specific reserves are expected to total £7.4 million by 31 March 2001.

### LAND DRAINAGE LEVY

The council's budget includes £321,279 for land drainage, payable to the Environment Agency (formerly the National Rivers Authority). This compares with £286,817 in 1999-2000.