

# PAYING YOUR COUNCIL TAX OR BUSINESS RATES

If you do not currently pay by direct debit, and would like to do so, please complete and return the instruction in the enclosed payment booklet. The booklet contains information about other methods of payment. The explanatory notes on your bill contain further information about:

- Council Tax banding
- Discounts, exemptions and reliefs
- Village Shops Rate Relief
- Appealing against your Council Tax, or Business Rates

Please ensure that any change of circumstances which may affect the amount you pay is reported to the Revenue Services Division at the address shown on your bill, or by calling the relevant Helpline Number.

## REMEMBER...

You are liable for payment even if you currently have an appeal outstanding against your Council Tax band, or rateable value. If your appeal is successful, you will be entitled to a refund of any overpaid tax.

## HOW BUSINESS RATES ARE SET

The rateable value of non-domestic property is assessed in most cases by an independent valuation officer of the Valuation Office Agency, which is a branch of central government. All non-domestic property is revalued every five years. From 1 April 1995, the rateable value of a property represents its annual open market rental, as at 1 April 1993.

## IF YOU NEED HELP

**Council Tax Benefit** can help with your Council Tax, but will be restricted to a maximum amount equivalent to Council Tax charged at Band E.


**Housing Benefit** can help with some or all of your rental liability. The amount of Benefit you may receive will depend on the amount of rent you have to pay, your personal circumstances, income and savings. Benefit entitlement will only commence once a completed application is received by the council.

*Please note: late application will result in the loss of Benefit.*

Further details about benefits can be obtained from the Revenue Services Division, Civic Centre, Sandown, or by telephoning the relevant helpline. Benefit claim forms are available at all council offices, or Community Information Points.

## HELPLINES

If you have any questions, dial direct to these numbers:

	<b>Council Tax</b>	<b>823901</b>
	<b>Council Tax Benefit</b>	<b>823903</b>
	<b>Business Rates</b>	<b>823920</b>
	<b>Housing Benefit</b>	<b>823950</b>

### If you want to find out more


Councillors' addresses and telephone numbers can be obtained from the Customer Service Centre at County Hall, Newport (tel **823200**), libraries, or Community Information Points. The council's main telephone number is **821000**.

### Your rights as a citizen

You have important rights, subject to certain limitations, to attend all council and committee meetings and to read and copy all agendas and related reports. You can find out how to lodge a complaint about any council service by contacting the Customer Service Centre (Tel **823200**). If the council cannot resolve the complaint to your satisfaction and you think you have suffered injustice through maladministration by the council, you can put your complaint to the Local Government Ombudsman. A free booklet about this service is available from the council's Customer Service Centre and Community Information Points, or from: **The Local Government Ombudsman, 21 Queen Anne's Gate, London, SW1H 9BU.**



# COUNCIL TAX



INFORMATION ABOUT YOUR COUNCIL TAX BILL

# THE AMOUNT OF COUNCIL TAX YOU PAY DEPENDS ON THESE FOUR FACTORS...

## THE LEVEL OF TAX SET BY THE ISLE OF WIGHT COUNCIL

The level of tax set by the council to cover the cost of the services it will provide in 1998-99 is 8.7 per cent higher than in 1997-98. This is a rise of 92p per week for a typical (Band C) Island Council Taxpayer, made up as follows....



	Per Week
Central government settlement	<b>69p</b>
<i>PLUS</i>	
Extra spending in schools and on social services	<b>43p</b>
<i>MINUS</i>	
Net savings achieved across the council	<b>20p</b>
<b>= 92p per week extra</b>	

## THE LEVEL OF SPENDING SET INDEPENDENTLY BY THE HAMPSHIRE POLICE AUTHORITY



The element of Council Tax that relates to the Hampshire Police Authority will fall by 3 per cent in 1998-99, equivalent to 3p per week less for a Band C Taxpayer.

## THE PROPERTY BAND YOU ARE IN

The value of your property, on 1 April 1991, will have been assessed by the independent listing officer, a central government agent. Your property will then have been placed in one of eight bands - your bill will show which one.

	Value of property (at 1/4/91)	Council Tax (excluding parishes)
<b>BAND A</b>	Up to £40,000	£480.29
<b>BAND B</b>	£40,001 - £52,000	£560.33
<b>BAND C</b>	£52,001 - £68,000	£640.38
<b>BAND D</b>	£68,001 - £88,000	£720.43
<b>BAND E</b>	£88,001 - £120,000	£880.53
<b>BAND F</b>	£120,001 - £160,000	£1,040.62
<b>BAND G</b>	£160,001 - £320,000	£1,200.72
<b>BAND H</b>	Over £320,000	£1,440.86

**Want to appeal against your property banding?**  
Further information about this is provided on your Council Tax bill

## WHETHER YOU LIVE IN AN AREA WHICH HAS A LOCAL COUNCIL

If you live in an area which has a local council - a town or parish council - your bill will include an amount towards its costs (see table, right).



# HOW IT ALL ADDS UP...

The combined cost to a Band D Council Taxpayer of the tax set by the Isle of Wight Council and Hampshire Police Authority, and of the individual parish and town council levies, is shown in this table.

	£ PER BAND D PROPERTY	£ TOTAL 1998-99	£ TOTAL 1997-98
Isle of Wight Council	670.30	32,345,480	29,642,400
Hampshire Police Authority	50.13	2,419,028	2,476,840
<b>Parishes</b>			
Arreton	5.00	1,900	1,900
Bembridge	13.53	24,500	23,750
Brading	10.70	8,525	7,560
Brighstone	9.00	7,195	6,950
Calbourne	17.90	6,400	6,400
Chale	8.73	2,450	2,250
Cowes	11.50	40,000	33,000
East Cowes	8.74	17,000	N/A
Freshwater	11.70	26,051	24,680
Gatcombe	8.70	1,500	1,500
Godshill	8.66	5,070	4,900
Gurnard	8.32	6,000	5,500
Lake	6.62	12,000	12,000
Nettlestone & Seaview	6.98	10,350	10,000
Newchurch	8.12	8,600	8,250
Niton and Whitwell	7.06	6,500	5,500
Rookley	8.31	2,000	1,800
Sandown	27.84	56,150	62,500
Shalfleet	12.11	8,000	8,000
Shanklin	13.61	43,500	43,500
Shorwell	7.16	2,300	2,400
St Helens	5.84	3,150	3,000
Totland	11.64	12,977	12,530
Ventnor	17.86	42,500	41,000
Wootton Bridge	6.18	8,800	7,900
Wroxall	12.01	7,630	7,400
Yarmouth	13.61	5,725	5,550

NOTE: The council is required to show costs as they affect

## KEEPING YOU INFORMED...

The council is legally required to provide a range of information about your Council Tax bill which is enclosed with this leaflet. On this side of the leaflet, statutory information is given about the council's budget for the coming financial year. Overleaf, you'll find details about how Council Tax is calculated and where you can pay your bill.

### Background to the budget

The Government's spending limit for the council in the coming year has been slightly relaxed in comparison to recent years, allowing the council to make real improvements in its priority areas of schools and social services.

Real-term increases of £1.5 million for schools, and nearly £2 million for care of the elderly, children and the disabled, will be provided. In order to achieve this, the council will be making further savings in other services of £746,000, in particular by further reducing the costs of administration.

However, when deciding the level of funding provided to the council, the Government does not fully take account of the extra spending needed to maintain services at the same level, such as inflation, the cost of financing government-approved borrowing, and new legislative requirements. This means that the proportion of the council's spending met by the Government will fall from 71 per cent in 1997-98 to 69.3 per cent in 1998-99 on a like-for-like basis.

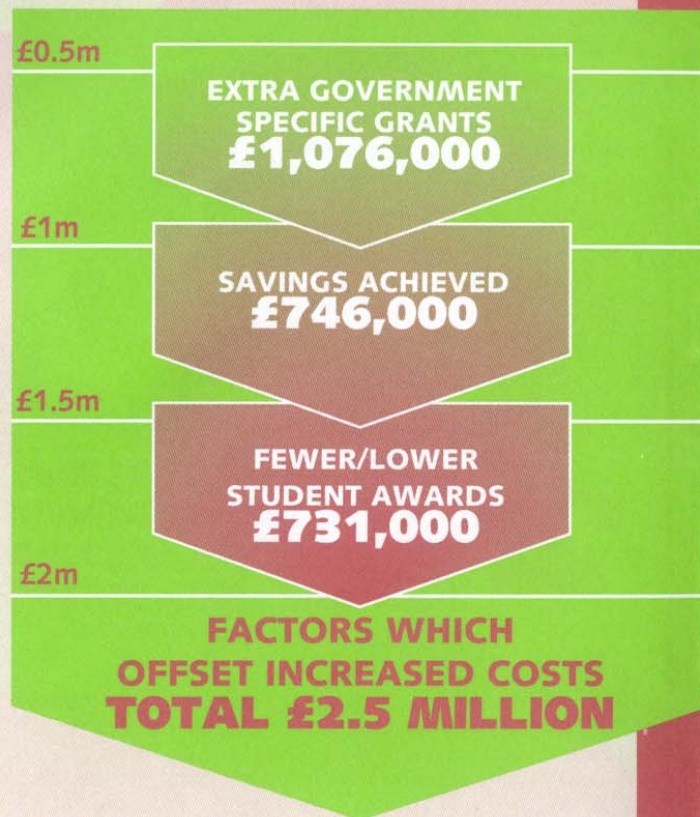
So, in order to balance its books, the council is obliged to pass on some of the shortfall in the form of higher Council Tax, as well as dipping into reserves by £600,000.

This would have resulted in a Council Tax increase, for council and police authority, of nearly 11 per cent, but because of an improvement in the council's already high tax collection rate, it has been possible to hold down the increase to 8.7 per cent, or just over 90p per week for a typical (Band C) Island Council Taxpayer. With the Hampshire Police Authority Council Tax included, the overall increase is 7.8 per cent.

*The 1998-99 budget is outlined in more detail on the right.*

# YOUR GUIDE TO THE

The Isle of Wight Council plans to spend £107.9 million in 1998-99 on providing services for Islanders. This is £6.9 million higher than the 1997-98 budget. These are the main features of the forthcoming budget



Once increased costs and the factors which offset those increased costs have been taken into account, the budget increase over 1997-98 is

**£6.9 million**

## INCREASED COSTS FACING THE COUNCIL TOTAL £9.4 MILLION

INFLATION  
£3,192,000

EXTRA SOCIAL SERVICES SPENDING  
£1,956,000

MORE MONEY FOR SCHOOLS  
£1,517,000

CAPITAL INVESTMENT FINANCING  
£1,305,000

ABOLITION OF NURSERY VOUCHERS  
£1,159,000

WASTE DISPOSAL LEGISLATION  
£262,000

£9m

£8m

£7m

£6m

£5m

£4m

£3m

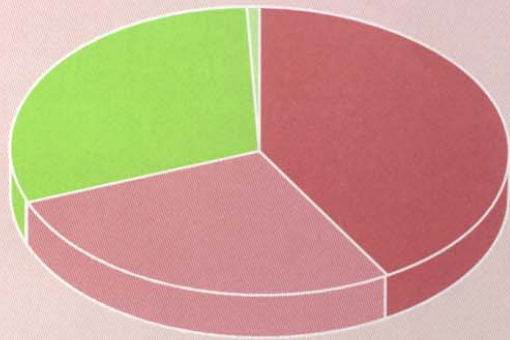
£2m

£1m

# COUNCIL'S BUDGET 1998-99



## WHERE THE MONEY COMES FROM



**Government grant** £44.8m/£357.08 per head/41.5%

**Business Rates** £29.6m/£235.68 per head/27.4%

**Council Tax** £32.9m/£262.17 per head/30.5%

**Balances** £0.6m/£4.78 per head/0.6%

## WHERE THE MONEY WILL GO



**Education** £55.9m/£445.79 per head/51.9%

**Social Services** £21.3m/£169.57 per head/19.7%

**Highways** £4.6m/£36.70 per head/4.3%

**Fire Service** £5.0m/£39.82 per head/4.6%

**Refuse** £4.7m/£37.39 per head/4.3%

**Environmental Health** £2.2m/£17.47 per head/2.0%

**Recreation and Tourism** £4.8m/£38.15 per head/4.4%

**Planning & Econ. Dev.** £1.3m/£10.04 per head/1.2%

**Other Services** £8.1m/£64.79 per head/7.6%

	GROSS EXPENDITURE £'000	INCOME £'000	NET EXPENDITURE £'000	GROSS EXPENDITURE £'000	INCOME £'000	NET EXPENDITURE £'000
Education	62,674	6,743	55,931	59,483	8,100	51,383
Social Services	30,473	9,198	21,275	28,093	9,219	18,874
Housing	1,106	482	624	1,102	478	624
Highways	4,832	227	4,605	5,046	220	4,826
Fire	5,060	64	4,996	4,836	62	4,774
Refuse collection and disposal	4,700	9	4,691	4,129	376	3,753
Environmental Health	2,255	63	2,192	2,374	56	2,318
Recreation and Tourism	5,425	638	4,787	5,531	660	4,871
Planning and Econ. Dev.	1,807	547	1,260	2,016	588	1,428
Other services	47,785	40,280	7,505	45,756	37,796	7,960
<b>TOTALS</b>	<b>166,117</b>	<b>58,251</b>	<b>107,866</b>	<b>158,366</b>	<b>57,555</b>	<b>100,811</b>

These tables outline the Isle of Wight Council's anticipated income and expenditure in the coming financial year, and the revised figures for the current year (1997-98)

### INVESTING IN THE FUTURE

As well as the revenue spending shown above, the council has estimated resources of £10 million for investment in schools, road construction, housing, coast protection and other capital projects during 1998-99. Most capital investment is financed by borrowing sanctioned by central government. Outstanding net borrowings at 31 March 1997 amounted to £52.9 million.

### INVESTING IN PEOPLE

The budget for 1998-99 provides for the equivalent of 3,085 full-time posts, compared to 3,057 in 1997-98. This increase, representing more school staff, may rise still further as a result of extra spending in schools.

### CONTINGENCIES & RESERVES

The council's general reserve is estimated to stand at £1.7 million by 31 March 1999. The council also has other reserves to meet various future liabilities – mainly asset renewals and self-insurance cover, as well as balances held by schools with delegated budgets. These specific reserves are expected to total £7 million by 31 March 1999.

### LAND DRAINAGE LEVY

The council's budget includes £274,919 for land drainage, payable to the Environment Agency (formerly the National Rivers Authority). This compares with £280,000 in 1997-98.