

Your Questions Answered

Q What is the cost?

A Costs are likely to start from about £450 for a simple footway crossover but, because there are so many variable factors, it is difficult to give an average cost.

Q Can I construct a vehicle crossing myself?

A The Isle of Wight Council, as the highway authority, has a responsibility to manage all work on the local highway network. The introduction of recent legislation requires a much closer liaison between the highway authority and the utility companies when working in the highway. There is now a need for public liability insurance of £5million, high standards of workmanship by certificated personnel and close supervision while working on the highway in the presence of underground mains and cables.

You will therefore need to employ a contractor who has operatives accredited in Unit 2 (Signing and Guarding) of the New Roads and Streets Works Act (Qualifications of Supervisors and Operatives) Regulations 1992. The contractor must ensure that at least one accredited operative is on site at all times while the work is progressing.

Q Can a request for a vehicle crossing be refused?

A It is rare for a request to be refused. However, if your proposed crossing puts other road users at risk, seriously interferes with the free flow of traffic on a busy road or provides too small a parking area then it may be turned down.

Q What if I do not proceed with the construction of the vehicle pavement crossing?

A When vehicles continually cross un-strengthened pavements they can cause damage which may lead to pedestrians tripping and injuring themselves. The Council has a duty to keep pavements safe and under the Highways Act 1980 can serve a formal notice allowing it to install a vehicle crossing compulsorily at the property owner's expense. The Council also has the authority to take any necessary action to prevent the use of unauthorised crossings.

How To Contact Us

Our Headquarters:

Engineering Services,
Isle of Wight Council,
Jubilee Stores,

The Quay,

Newport,

Isle of Wight, PO30 2EH.

Telephone: (01983) 823777

(01983) 525121 – Out of hours emergencies ONLY

(01983) 823790 – Recorded road information in
adverse weather

Fax: (01983) 520563

E-mail: highways@iow.gov.uk

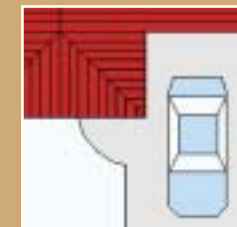
Information about the Department and digital copies of leaflets can be obtained by logging on to the Isle of Wight Council's web site – www.iowight.com.

This information is also available in Braille, large print, audio tape and in community languages. Please call (01983) 823777 for details. Typetalk calls welcome.

Engineering Services



Vehicular Access To Your Home



Stephen Matthews
BSc (Hons) CEng MICE MIHT
Head of Engineering Services



Many properties on the Isle of Wight were built at a time when cars either did not exist or were very rare and so there was no need for a vehicular crossing from the road to the property.

A proposal for a new crossing for an existing or proposed property will need to satisfy both planning and highway requirements before it can proceed. This leaflet has been written by the Engineering Services Department of the Isle of Wight Council to guide you through the necessary procedures.

How To Apply For A Vehicular Crossing

Step One

If you live on a classified (A, B or C) road you will need planning permission for a new access to your property. If you are not sure whether your road is classified then the

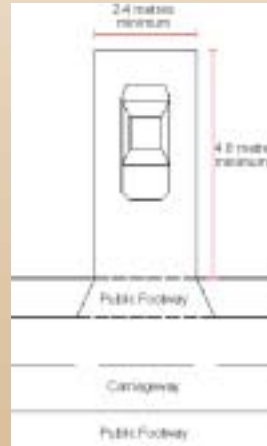


Engineering Services Department can check this for you (see our contact details at the end of this leaflet). To make a planning application you will need to produce plans of your proposals and pay a fee, so it is advisable to discuss your ideas with the Planning Department prior to making any submission. If necessary they will be able to book you an appointment to discuss your proposal with a member of the Highways Development Control Team. The Planning Department can be contacted at: Council Offices, Seaclose, Fairlee Road, Newport, Isle of Wight PO30 2QS, telephone: (01983) 823552.

When a planning application is submitted the Planning Department will forward copies of your submission to the Highways Development Control Section of Engineering Services for their comments on the highway implication of your proposals.

The Highway Engineer will check that:

- The site has sufficient area for nose in parking of dimensions not less than 4.8 metres by 2.4 metres - see diagram. (Please note that hardstandings providing parking parallel to the highway are only allowed in exceptional circumstances).
- The access has adequate visibility.
- If necessary, space has been provided to allow a vehicle to turn within the confines of the site as it may not be acceptable to reverse out onto a busy main road.




If your proposals do not meet the required criteria you will be asked to modify your plans but if no scope exists to satisfactorily alter the plans, your application may be recommended for refusal by the Highways Department.

When the access is onto an unclassified road Planning Permission is not usually required (although the minimum parking area dimensions of 4.8 metres by 2.4 metres still apply) and you may proceed to Step Two below. However Planning Permission might still be needed if:

- The access forms part of more extensive works.
- The development could be classed as an engineering operation.
- There is a safety issue.

If in doubt please contact the Planning Department for advice.



Step Two

Once you receive planning permission or determine that it is not required, you should ask the Engineering Services Department to send details of the Council's conditions and specifications for the strengthened and lowered pavement crossing and the relevant application form. The form will then need to be completed, either by yourself or the contractor you employ to undertake the work and returned with the required deposit and inspection fee. A list of suitably qualified contractors is included with the conditions and specifications.

Step Three

On receipt of your application, a representative of the Engineering Services will mark out the extent of the vehicular footway crossing and, following this visit, construction may commence. All stages of the work must be checked by the Council and this will take the form of 3 inspections. Providing the construction of the pavement crossing has been undertaken satisfactorily the deposit will be refunded. However a standard fee is charged to cover the inspections and administration. You will be responsible for the maintenance of the crossing for 24 months and then future maintenance will be undertaken by the Council.

