

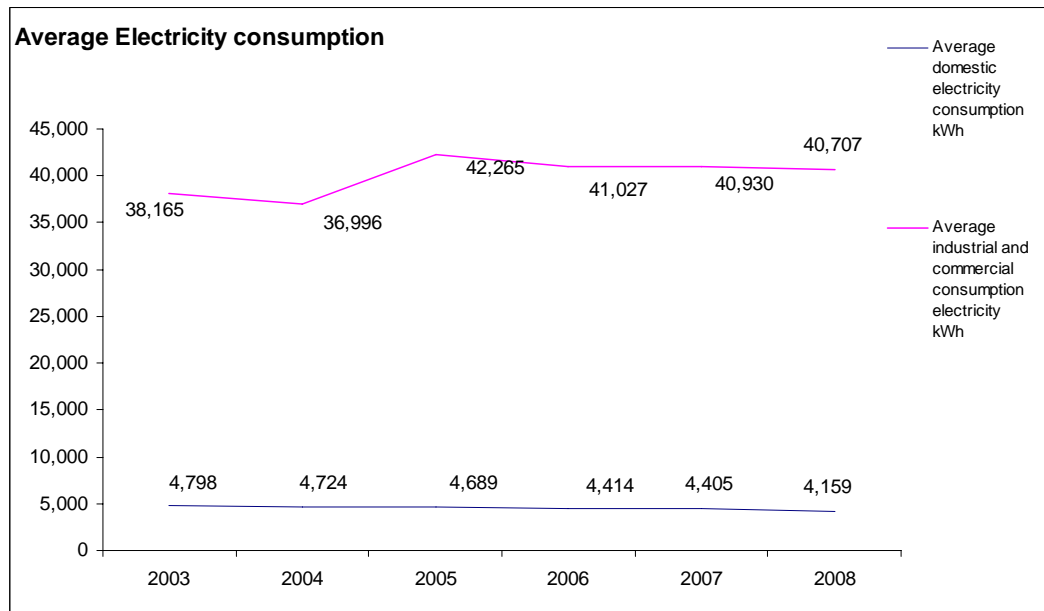
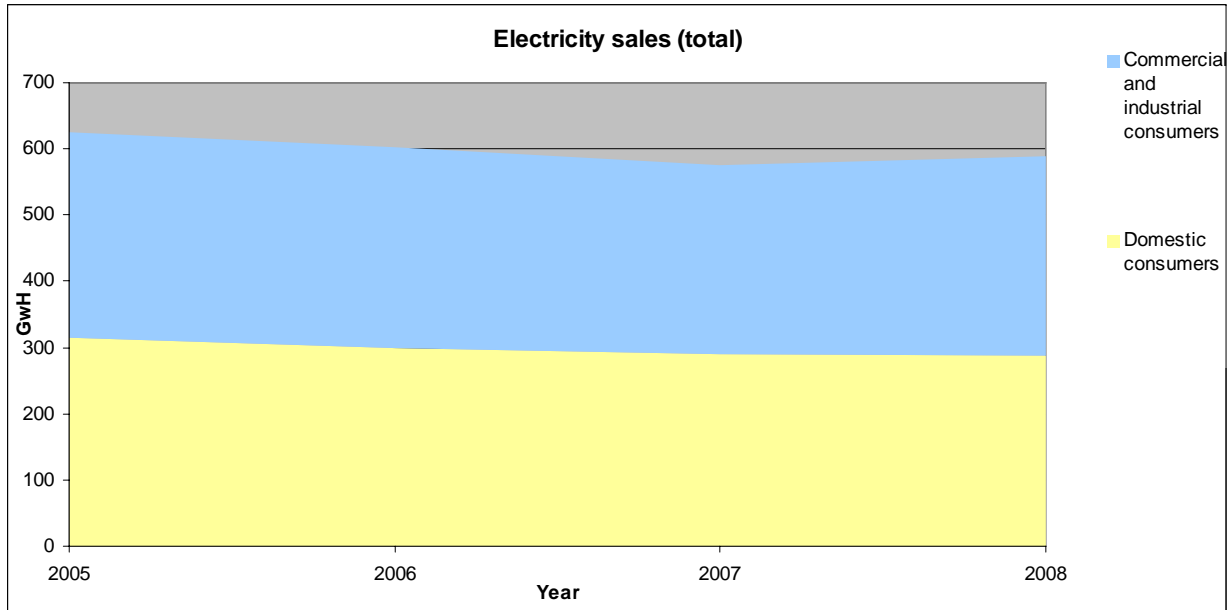
Isle of Wight Fuel Consumption

2007 Local Authority consumption statistics

	Electricity			Gas			Total Consumption (kWh)
	Consumption (kWh)	Number of Meters	Average consumption per meter	Consumption (kWh)	Number of Meters	Average consumption per meter	
Domestic consumption	289,155,813	65,640	4,405	816,874,880	54,222	15,065	1,106,030,693
Ind/Com consumption ¹	286,386,448	6,997	40,930	459,675,933	886	518,822	746,062,381
Total consumption	575,542,262	72,637	7,924	1,276,550,813	55,108	23,165	1,852,093,075
Of which electricity Industrial Half hourly	159,315,262	216	737,571				159,315,262

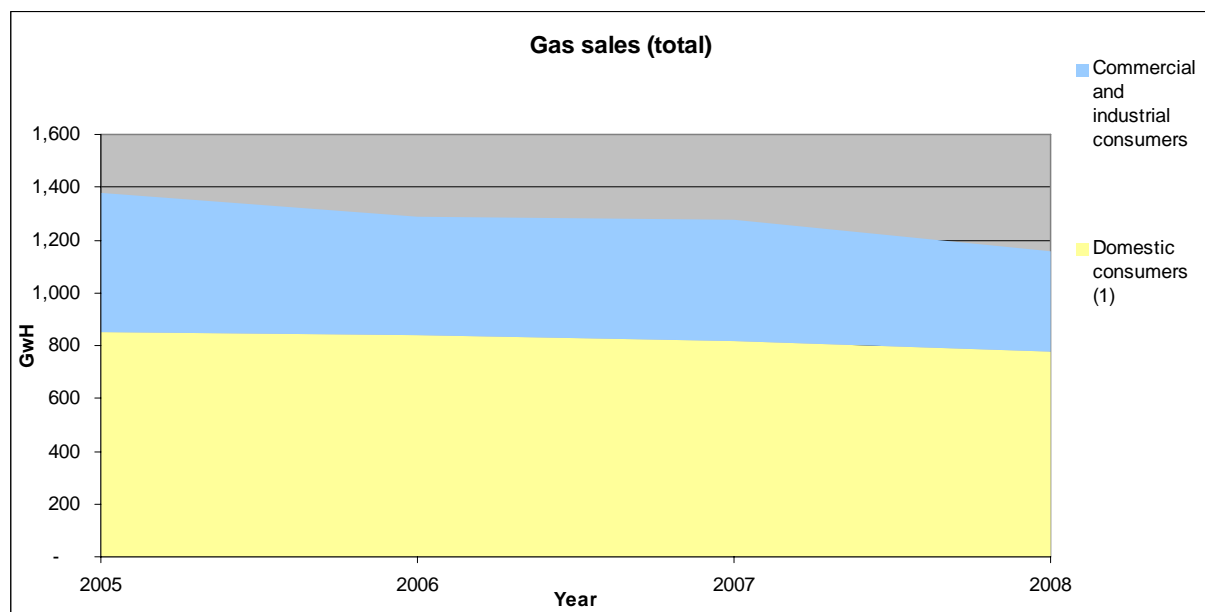
Isle of Wight electricity consumption statistics

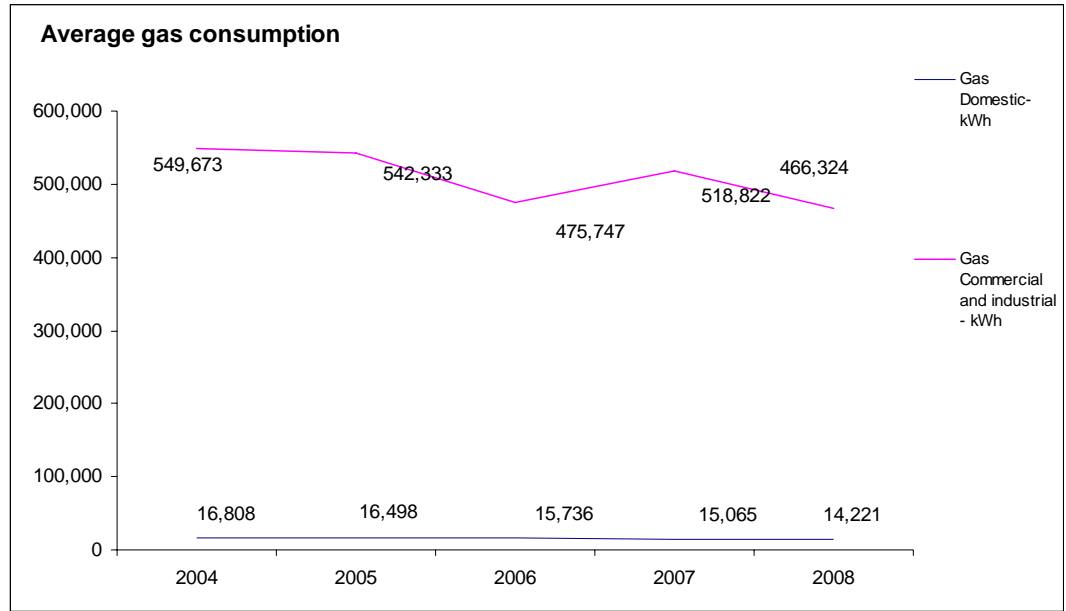
	NUTS4 Code	NUTS4 Area	Domestic consumers		Commercial and industrial consumers		All consumers		Sales per consumer		Sales per household
			Sales GWh	Number of MPANs (thousands)	Sales GWh	Number of MPANs (thousands)	Sales GWh	Number of MPANs (thousands)	Average domestic electricity consumption kWh	Average industrial and commercial consumption electricity kWh	Average domestic consumption kWh
2003	UKJ3400	Isle of Wight	312	65.1	274	7.2	586	72.3	4,798	38,165	
2004	UKJ3400	Isle of Wight	314	66.4	272	7.4	586	73.8	4,724	36,996	
2005	UKJ3400	Isle of Wight	314	67.1	311	7.4	625	74.4	4,689	42,265	0
2006	UKJ3400	Isle of Wight	299	67.8	303	7.4	602	75.2	4,414	41,027	0
2007	UKJ3400	Isle of Wight	289.2	65.6	286.4	7.0	575.5	72.6	4,405	40,930	4,740
2008	UKJ3400	Isle of Wight	287.5	69.1	300.5	7.4	587.9	76.5	4,159	40,707	4,713



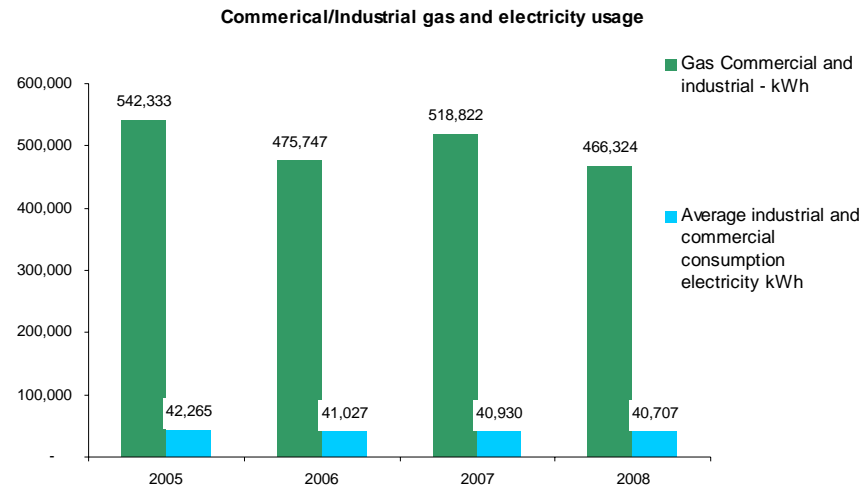
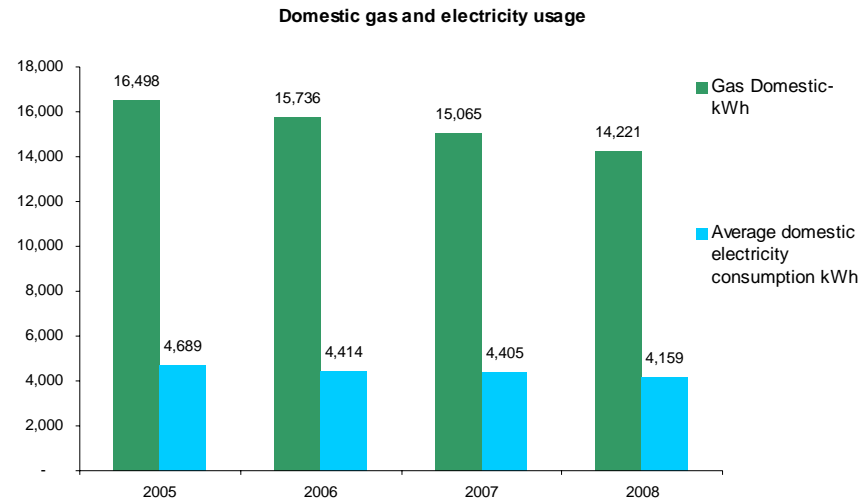
Isle of Wight gas sales and numbers of customers

	NUTS4 Code	NUTS4 Area	Domestic consumers		Commercial and industrial consumers		All consumers		Sales per consumer	
			Sales GWh	Number of consumers (thousands)	Sales GWh	Number of consumers (thousands)	Sales GWh	Number of consumers (thousands)	Gas Domestic-kWh	Gas Commercial and industrial - kWh
2004	UKJ3400	Isle of Wight	859	51.1	555	1.0	1,414	52.1	16,808	549,673
2005	UKJ3400	Isle of Wight	853	51.7	528	1.0	1,381	52.7	16,498	542,333
2006	UKJ3400	Isle of Wight	839	53.3	452	1.0	1,291	54.2	15,736	475,747
2007	UKJ3400	Isle of Wight	816.9	54.2	459.7	0.9	1,276.6	55.1	15,065	518,822
2008	UKJ3400	Isle of Wight	778.6	54.8	380.5	0.8	1,159.1	55.6	14,221	466,324





Gas and Electricity Usage



Regional and local estimates of non gas, non electricity and non road transport fuels

Thousand tonnes of oil equivalent

Year	NUTS4 Code	NUTS4 Areas	Petroleum					Coal			Manufactured Solid Fuels		Renewables & Wastes	All Fuels
			Industrial	Domestic	Rail	Public Administration	Commercial	Agriculture	Industrial	Domestic	Industrial	Domestic	All Sources	
2003	UKJ3400	Isle of Wight	15.6	6.9	0.0	0.7	1.4	0.4	0.2	1.2	0.0	0.1	1.7	28.2
2004	UKJ3400	Isle of Wight	13.7	12.8	0.0	0.6	0.6	2.8	0.7	2.5	0.0	0.0	1.0	34.8
2005	UKJ3400	Isle of Wight	17.8	10.8	0.0	0.9	0.5	2.7	0.7	1.1	0.0	0.1	0.6	35.2
2006	UKJ3400	Isle of Wight	15.4	11.4	0.0	0.7	0.2	2.6	0.7	1.0	0.0	0.0	0.7	32.8
2007	UKJ3400	Isle of Wight	15.4	10.1	0.0	0.6	0.2	2.5	0.6	1.1	0.0	0.0	1.1	31.6

