



**RYDE FIRE STATION
PLAN (RDS)**

2011 – 2012

**RYDE FIRE STATION
NICHOLSON ROAD
RYDE
ISLE OF WIGHT
PO33 1BE**



COMMUNITY PROFILE

Ryde is the largest town on the Isle of Wight and is situated on the north-east coast of the Island. Ryde is a Victorian town with a population of around 30,000 and has an 800 metre long pier and 6km of beaches attracting many tourists each year. Ryde provides a main transportation link to the mainland via a catamaran service from the pier head to Portsmouth Harbour, which connects with both Islandline trains and mainland trains to London Waterloo. The Islandline train service runs to Ryde and provides the only 8.5 miles of railway tracks on the Island. A hovercraft service to Southsea runs from the Esplanade close to Ryde Esplanade railway station and there is a major bus interchange between the two. Ryde also has a small marina located to the east of Ryde Pier, which is tidal and only suitable for smaller vessels. It does, however, have provision for up to 200 boats. Ryde has main transportation links to all the major towns on the Island.

OPERATIONAL ISSUES

Ryde station has several industrial estates within its area, with many light industrial units carrying out a wide range of different trades and its main shopping areas have a large number of medium rise retail and residential buildings. Ryde Theatre along with a large number of houses of multiple occupation (HMO's) and Residential Care premises provide a significant life risk within the station ground. Ryde station crews will also attend incidents at Bembridge Airfield, the home of Britten Norman, manufacturers of the world famous Islander and Trilander aircraft. Flooding incidents are also an operational risk as, during the last few years, certain areas of Ryde have suffered from major flooding incidents.

Fire crews at Ryde focus their training to ensure they are able to deal with incidents at these sites effectively and professionally, as well as other risk sites on the Island they may attend.

RISK PROFILING

The Isle of Wight Fire and Rescue Service (IWFRS) is committed to 'ensuring our communities feel safer'. In order to be effective in controlling risk the IWFRS needs to understand its communities and the key risks they face. We do this by working with a number of partners to collect robust information so that we are better able to identify who and what is at higher risk.

The outcome of the system that the Service uses for community risk profiling is a mapping process that is used to show where and who is most at risk from fire and other incidents on the Island. It will also help to show the likelihood of future fires.

By identifying these locations and those groups of individuals most vulnerable we are able to target our resources effectively. This will help reduce incidents, deaths and injuries and will also provide critical information to our fire-fighters during operational incidents, thereby increasing their safety.

Ryde Fire Station is part of the Ryde Locality, which has its own plan and is based on reducing the level of risk within the locality area as shown by the risk profile. The locality plan is linked to the objectives of the Service as laid out in the Integrated Risk Management Plan (IRMP) and the key service objective of 'Ensuring our communities feel safer'.

WHAT IS A LOCALITY AREA?

The Service has divided the Island into two administrative areas known as localities. Each locality contains a Locality Manager, a wholetime station and a number of RDS stations supported by Station Managers. The Locality Manager is a member of the Tactical Management Team who collectively analyse the community risk profile, identify other risks and plan, monitor and prioritise risk reduction activities to be undertaken in the two localities.

RYDE LOCALITY STATIONS

Ryde Fire Station
Nicholson Road
Ryde
Isle of Wight
PO33 1BE

Sandown Fire Station
East Yar Road
Ryde
Isle of Wight
PO36 9AX

Ventnor Fire Station
South Street
Ventnor
Isle of Wight
PO38 1NG

Bembridge Fire Station
Walls Road
Bembridge
Isle of Wight
PO35 5RH

Shanklin Fire Station
Landguard Road
Shanklin
Isle of Wight
PO37 7HT

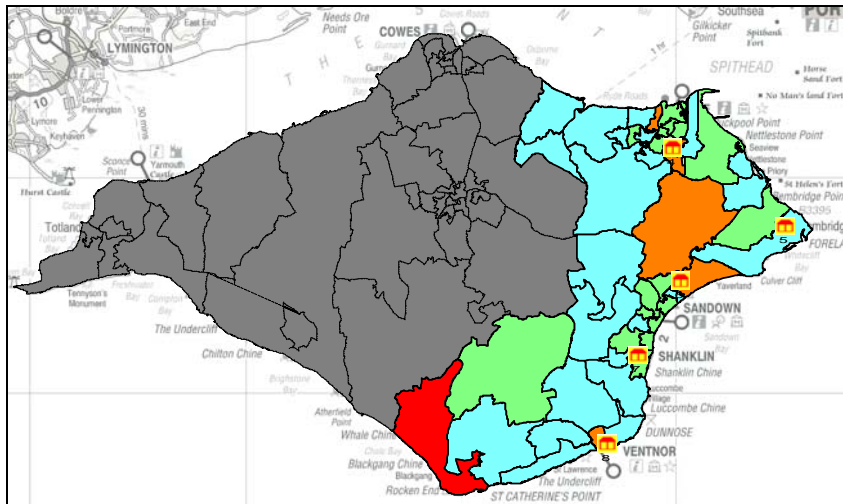
To request a Home Fire Safety Check or a Fire Safety Talk to a local community group, in any of the above station areas, please contact the Community Safety team on 533834 or email fire.communitysafety@iow.gov.uk

For Fire Safety advice for commercial buildings, in any of the above station areas, please contact the Technical Fire safety and Enforcement Team on 823184 or email firesafety@iow.gov.uk.

Ryde Fire Station is crewed by a wholetime day crewed system with additional retained duty system (RDS) personnel, who are called in to the station by alerter when there is a fire call. RDS personnel crew one fire engine and are also trained to crew the special appliances based at the station. Training night at Ryde is on a Wednesday.

RYDE LOCALITY RISK PROFILE

The Service calculates fire risk scores using historical fire data and a set of measures known as ‘indices of multiple deprivation’ (IMD). We present this information in geographical areas as used by local government, known as ‘super output areas’ (SOA). An average SOA contains a population of approximately 1500 people and the Island has 89 of these. Each SOA is graded against a risk band of low, medium, high or very high, according to the risk. For Ryde Fire Station as part of the Ryde Locality this is shown on the map below. Just because a SOA has a low risk score it does not mean that you may never experience a fire. Everyone can take a few simple precautions to improve safety in their home and to help with this Home Fire Safety Checks are carried out in individual properties that are most at risk, as part of Ryde locality’s risk reduction activities. Risk profiling also allows the Service and each station to prioritise the risk reduction activities it carries out and to measure its performance in continuing to reduce risk.



Map Key	
Colour	Risk Score
	Low 1-34
	Med 35-55
	High 56-75
	VHigh 76-96
	SOA Boundary
	Station Location

The Ryde Station Plan and the Ryde Locality Plan will contribute towards the corporate objective of 'A Safe and Well Kept Island'. The risk reduction activities in the plan will underpin and contribute towards the Service Objective of 'Ensuring Communities Feel Safer'.

At Ryde Fire Station the activities below will also contribute towards our Service intervention priorities of providing an effective **emergency response** and **protecting the natural and built environment**.

- The Service will provide and maintain appliances and equipment to deliver an appropriate emergency response to incidents. This will be achieved through the service fleet replacement programme and the routine servicing and maintenance of vehicles and equipment by workshops and personnel. Crews at Ryde Fire Station will carry out checks and testing of equipment as part of our weekly routines.
- The Service will provide suitable crewing levels to maintain availability of appliances for emergency incidents. This will be achieved by maintaining minimum crewing levels in line with Service Policy. At Ryde Fire Station, our crews' availability will be locally managed to maintain the best availability of our appliance for emergency response and to provide a more resilient service across our locality to deliver an emergency response suitable for the community risks.
- At Ryde Fire Station we will help to promote a number of national fire safety campaigns within our station area, to highlight specific issues to our local community, that reflect our local risk.
- The Service will prepare to ensure the continuation of our core business under exceptional circumstances i.e. spate conditions. This will be achieved, with the assistance of the Ryde Locality Manager and the Ryde Station Manager, in the production of a business continuity plan for the Ryde Locality and Ryde Fire Station, in line with corporate emergency management. This plan will be tested and reviewed annually to ensure that it is effective and robust. At Ryde Fire Station we will assist in providing resilience to our emergency response in line with these plans.
- We will also train with our own fire plans for specific natural and local risks such as forest and boat fires, to ensure that we minimise the environmental impact of any incidents on our forests, heath lands, rivers and coastline.

These activities will contribute towards our Service intervention priorities of **saving lives and reducing injuries** and **delivering community prevention and protection**.

- The Service will work with a number of partners to collect robust information so that we are better able to identify who and what is at higher risk. Our community risk profiling system will identify the locations and those groups of individuals most at risk from fire and other incidents on the Island. This will enable the Service to target its resources effectively and help reduce incidents,

- At Ryde Fire Station we will provide fire safety education through community fire safety activities such as fire safety badge work with cubs and brownies, scouts and guides and by organised visits to the fire station. Also, as a result of post-incident procedures, we will install and test smoke alarms before leaving the scene of some domestic fires, where the home is seen to be particularly vulnerable. A priority referral will then be made to the Community Safety Team, for a full Home Fire Safety Check (HFSC) to be carried out.
- The Service will monitor any Coroners Reports in the form of Rule 43 letters, following national, regional or local incidents and take action to identify any premises which present similar risks within the Ryde station area and will ensure that local training is carried out in compliance with any Coroners recommendations.

These activities will ensure all Ryde personnel are fit, competent and capable of carrying out the tasks the Service expects of us and will contribute towards our Service objective of having a **competent and healthy workforce** and **delivering efficient and effective services**.

- At Ryde Fire Station we will carry out suitable, planned, supervised and structured training to ensure that we have the correct skills and equipment to deal safely, effectively and efficiently with all incidents.
- The Service will ensure all of our personnel receive health monitoring in line with Service Policy. This will be achieved through Occupational Health appointments arranged through Human Resources.
- At Ryde Fire Station we will minimise risks to our personnel in the workplace. This will be achieved by instructing all personnel in safe systems of work, providing suitable PPE and the supervision of activities by the Junior Officers and the Station Manager.
- We will carry out visits, under Section 7(2) (d) of the Fire and Rescue Services Act 2004, to the highest risk commercial premises and heritage buildings in our Ryde Station area. This is to familiarise ourselves with the specific risks at each premises so that we can carry out appropriate training, in line with the fire plan, to ensure that we have the correct skills and equipment to deal with incidents at our highest risk premises.
- Section 7(2) (d) visits will also help raise our awareness of structural features and fire strategies, helping to reduce the impact of any fire incidents on the building and the environment and reducing the risk to us as fire-fighters, attending an operational incident at the premises.

SUMMARY OF HOW THE INTERVENTION PRIORITIES SUPPORT THE IWFRS BALANCED SCORECARD OBJECTIVES

COMMUNITY

Our community safety activities with young people will improve awareness and understanding and help prevent accidental fires occurring. We will achieve improved prevention through education. Less fires and road traffic collisions occurring will ensure that communities feel safer and help to save lives and reduce injuries.

Training to deal with our highest risks will help us to minimise the impact of any fire incidents on our buildings and our environment, safeguarding our natural and built heritage and ensuring that our communities feel safer.

PEOPLE

Planned and structured training will help ensure that our workforce is effective and efficient. Safe systems of work and appropriate PPE will help reduce accidents and injuries in the workplace. Health monitoring of our personnel will assist in maintaining a healthier workforce. Training our personnel to prepare for the risks posed by operational incidents at their highest risk premises will ensure that our workforce delivers a service to meet the needs of the community.

PROCESS

We will develop a robust and effective understanding of community risks enhanced by shared information from our partners. Training to deal with our highest local risks will help us to minimise the impact of emergency incidents and provide a service suitable for the community risks. We will provide and maintain suitable appliances and equipment to deliver an appropriate emergency response to incidents. Our crews will be managed locally to maintain and deliver an effective and timely emergency response. Business continuity plans will be put in place to ensure the continuation of an effective emergency response under exceptional circumstances.

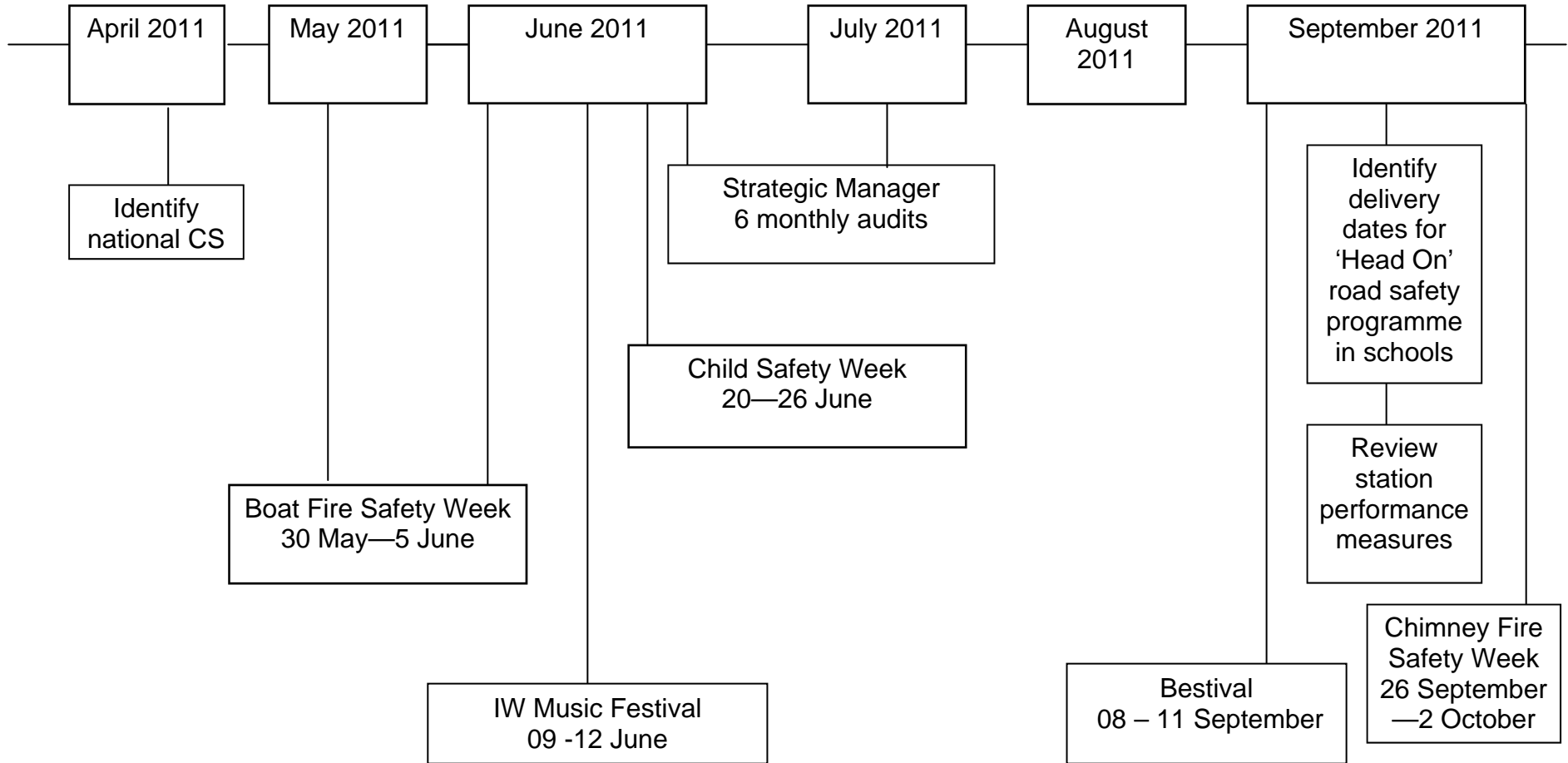
RESOURCE

We will develop a robust and effective understanding of community risks enhanced by shared information from our partners. Planned and structured training will help ensure that our workforce is effective and efficient and able to minimise the impact of emergency incidents. Providing and maintaining suitable appliances and equipment to deliver an appropriate emergency response to incidents and managing our crews locally will maintain and deliver an effective and timely emergency response. Having business continuity plans in place will ensure resilience and the continuation of an effective emergency response under exceptional circumstances.

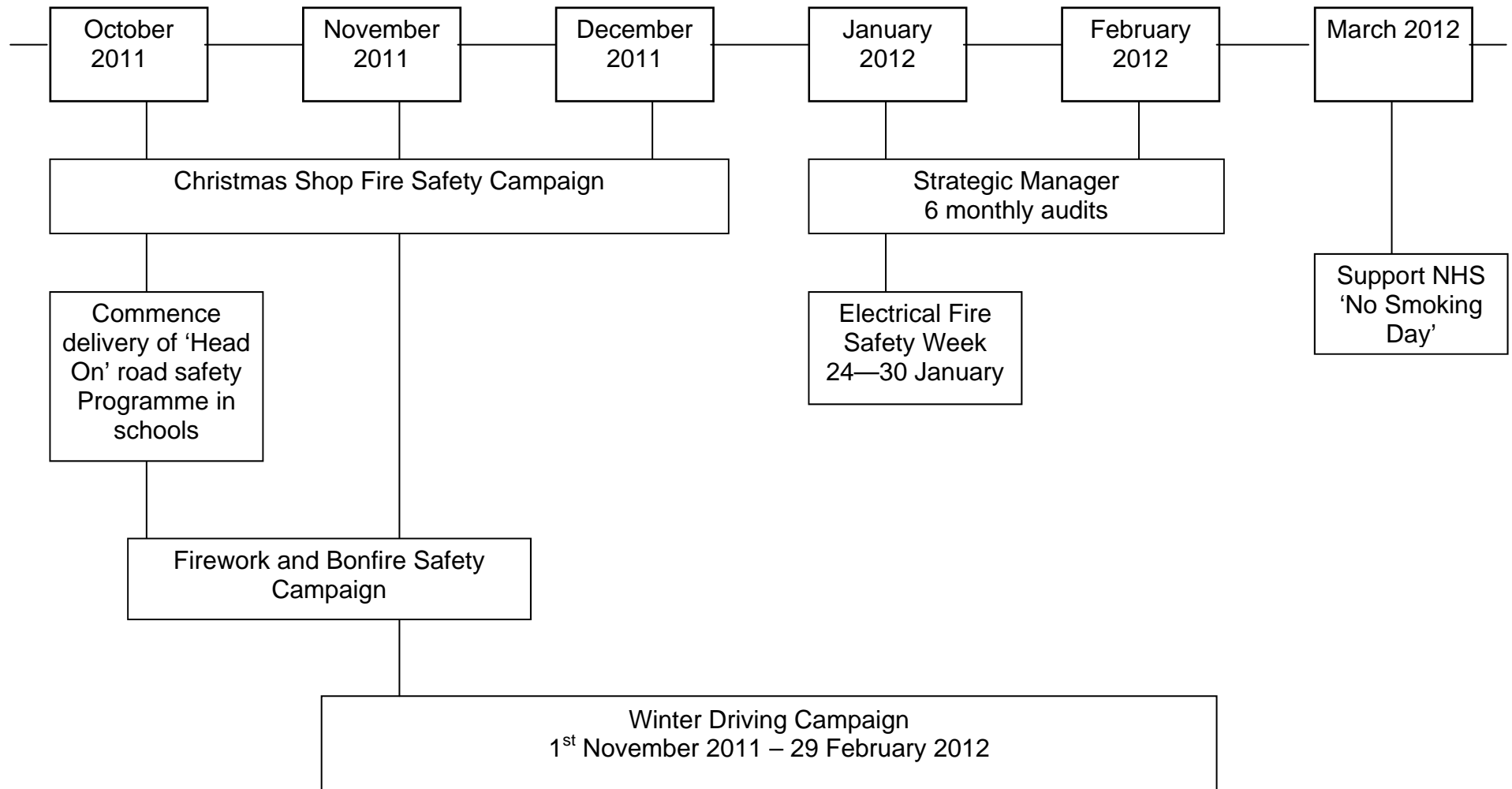
OUTPUTS

- We will deliver an effective and timely emergency response to incidents.
- We will carry out 7(2)(d) visits of our highest risk commercial premises
- We will train to deal with emergency incidents involving our highest risks, to minimise the impact on our communities built and natural environment and to improve the safety and effectiveness of our operational personnel.
- We will promote selected national fire safety campaigns.
- We will test and train against business continuity plans to ensure a resilient service under spate conditions.

Community Risk Reduction Timeline 2011/12



Community Risk Reduction Timeline 2011/12



RYDE RDS STATION PERFORMANCE MEASURES

	Target	Total	Apr	May	June	July	Aug	Sept	Oct	Nov	Dec	Jan	Feb	Mar
% of calls when turnout time was achieved – RDS (390 seconds))	80%	88.6%	81.8%	88.9%	89.5%	93.8%	93.8%	93.3%	73.3%	94.4%				
% of time pump was on the run - RDS	85%	90.4%	88.6%	92.6%	90.4%	90.7%	92.3%	91.0%	88.0%	89.6%				
Number of days lost to sickness - RDS (1.4 days pp/pm)	202	32	2	15	0	0	4	0	6	5				
% of PDR's completed - RDS	100%													
Utility usage		SEE	A04	W/T	PLAN									
Gas														
Electric														
Oil														
Water														

The following figures are the total number of each risk reduction activity completed by the station.

	Apr	May	June	July	Aug	Sept	Oct	Nov	Dec	Jan	Feb	Mar
7(2)(d) visits to high risk premises												
Number of community safety events completed												

